

# Renovation building 2018

## Renovations of apartments and residential buildings

### Owners of dwellings and housing companies renovated with EUR 6.3 billion in 2018

According to Statistics Finland, owners of dwellings and housing companies renovated their dwellings and residential buildings to the tune of EUR 6.3 billion in 2018. The combined renovation costs increased by 1.5 per cent from the level of 2017 and they have grown by 9.8 per cent from 2013. EUR 3.4 billion were spent on renovating detached and terraced houses. EUR 2.2 billion were used on renovations to blocks of flats, and EUR 720 million to terraced houses.

Most of the renovations to blocks of flats, EUR 1.7 billion, were spent on renovations made by housing companies and the remaining EUR 510 million on own renovations or contracted renovations by owners of dwellings in blocks of flats. Terraced house companies used EUR 420 million on renovations and owners of terraced houses EUR 300 million.

The figures include value added tax. Renovation costs do not include the value calculated for own work or voluntary work.

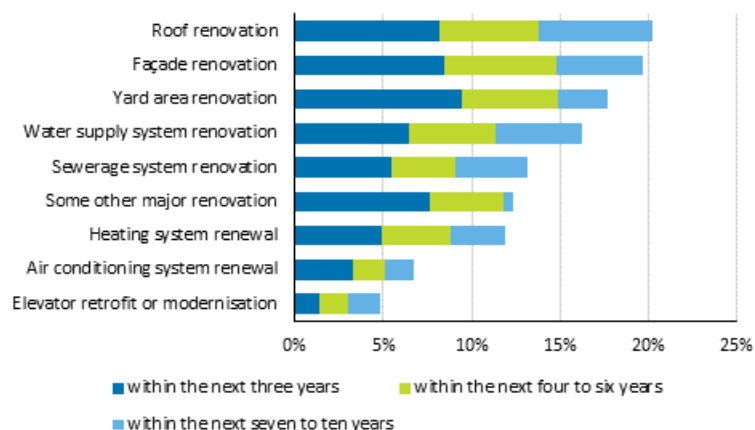
#### Renovation costs by type of house and structural element in 2018, EUR million

Structural element	Type of house			All 2018	All 2017	All 2016	All 2015	All 2014	All 2013
	Detached and semi-detached houses	Terraced houses	Blocks of flats						
Damp areas	614	133	155	902	788	918	847	625	749
Kitchen	495	88	176	760	582	568	585	516	602
Living and other areas	337	77	182	596	506	657	664	654	883
Outer surfaces and structures	877	190	588	1,655	1,787	2,037	1,846	1,620	1,510
Building technology	661	152	849	1,661	1,791	1,762	1,518	1,645	1,496
Yard area and outbuildings	367	43	84	494	540	486	580	509	352
Indoor areas of the housing company	0	37	203	240	219	192	226	202	154
Total	3,351	720	2,237	6,307	6,213	6,622	6,266	5,771	5,745

Renovation costs relative to the floor area amounted to EUR 41.7 per m<sup>2</sup> in blocks of flats in 2018. The corresponding cost item was EUR 30.3 per m<sup>2</sup> in terraced houses and EUR 25.2 per m<sup>2</sup> in detached houses.

Housing companies were asked about large renovations that are planned for the next ten years. Twenty per cent of the housing companies that answered the question were planning a roof or façade renovation. Eighteen per cent were planning a yard area renovation. Sixteen per cent were planning a water supply system renovation and 13 per cent a sewerage system renovation.

**Large renovations planned by housing companies, percentage of respondents**



The renovation costs of state-subsidised rental dwelling companies amounted to EUR 446 million in 2018 and to EUR 475 million in 2015.

# Contents

## Tables

### Appendix tables

Renovation costs relative to floor area by type of building in 2018, EUR per m <sup>2</sup> .....	4
Renovation costs of state-subsidised rental dwelling companies, EUR million.....	4

## Figures

### Appendix figures

Appendix figure 1. Reasons for renovations to dwellings and detached houses, percentage of respondents.....	5
Appendix figure 2. Reasons for renovations to housing companies, percentage of respondents.....	5

## Appendix tables

### Renovation costs relative to floor area by type of building in 2018, EUR per m<sup>2</sup>

Structural element	Type of house		
	Detached and semi-detached houses	Terraced houses	Blocks of flats
Damp areas	4.6	6.7	4.6
Kitchen	3.7	4.5	5.2
Living and other areas	2.5	3.9	5.4
Outer surfaces and structures	6.6	6.8 <sup>1)</sup>	9.1 <sup>1)</sup>
Building technology	5.0	5.5 <sup>1)</sup>	13.1 <sup>1)</sup>
Yard area and outbuildings	2.8	1.6 <sup>1)</sup>	1.3 <sup>1)</sup>
Indoor areas of the housing company	0.0	1.3 <sup>1)</sup>	3.1 <sup>1)</sup>
Total	25.2	30.3	41.7

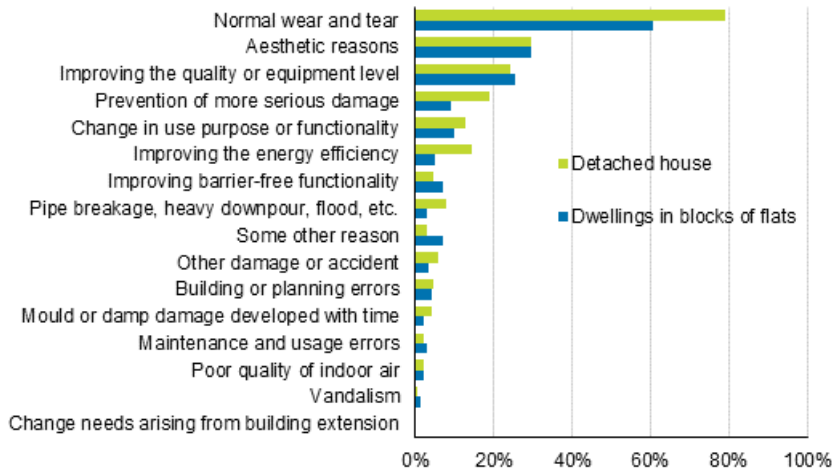
1) The proportion is calculated using the floor area of the housing company

### Renovation costs of state-subsidised rental dwelling companies, EUR million

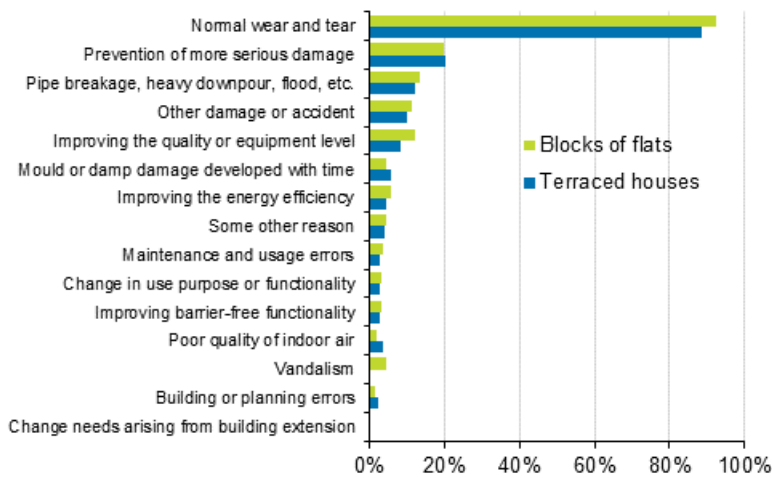
Year	Target
	State-subsidised rental dwelling companies
2009	347
2010	415
2011	391
2012	343
2013	483
2014	423
2015	442
2016	450
2017	475
2018	446

# Appendix figures

**Appendix figure 1. Reasons for renovations to dwellings and detached houses, percentage of respondents**



**Appendix figure 2. Reasons for renovations to housing companies, percentage of respondents**



## Inquiries

Eetu Toivanen 029 551 3331

Liina Arhosalo 029 551 3612

Director in charge:

Mari Ylä-Jarkko

[rakennus.suhdanne@stat.fi](mailto:rakennus.suhdanne@stat.fi)

[www.stat.fi](http://www.stat.fi)

Source: Renovations of apartments and residential buildings, Statistics Finland