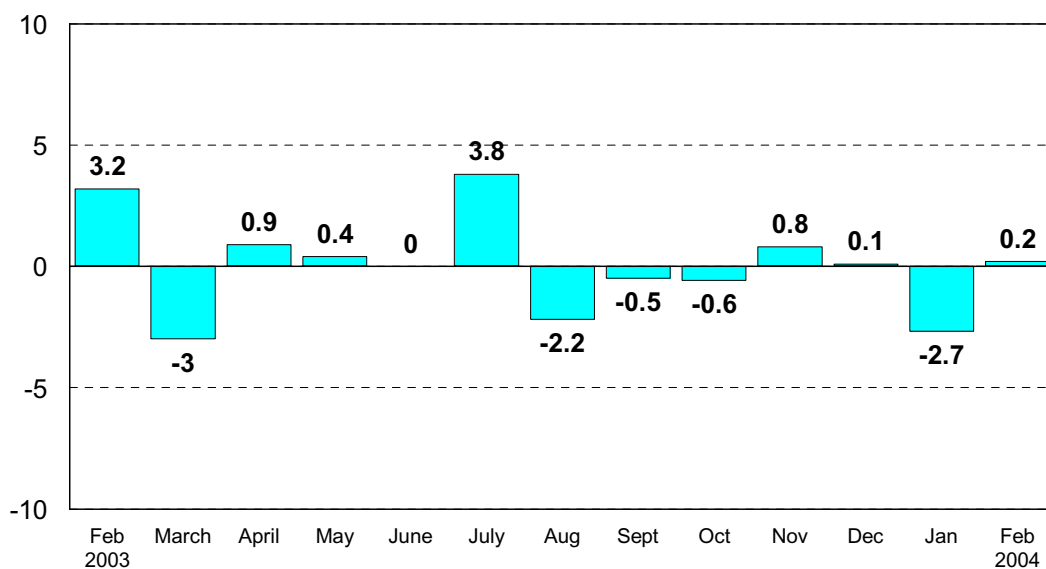


Inquiries: Mr Kari Rautio +358 9 1734 2479, [kari.rautio@stat.fi](mailto:kari.rautio@stat.fi)  
Director in charge: Mr Ilkka Hyppönen

## Industrial output went up by 0.2 per cent from January to February

According to Statistics Finland, seasonally adjusted industrial output was 0.2 per cent higher in February than in January 2004. In January 2004, seasonally adjusted output decreased by 2.7 per cent from December 2003.

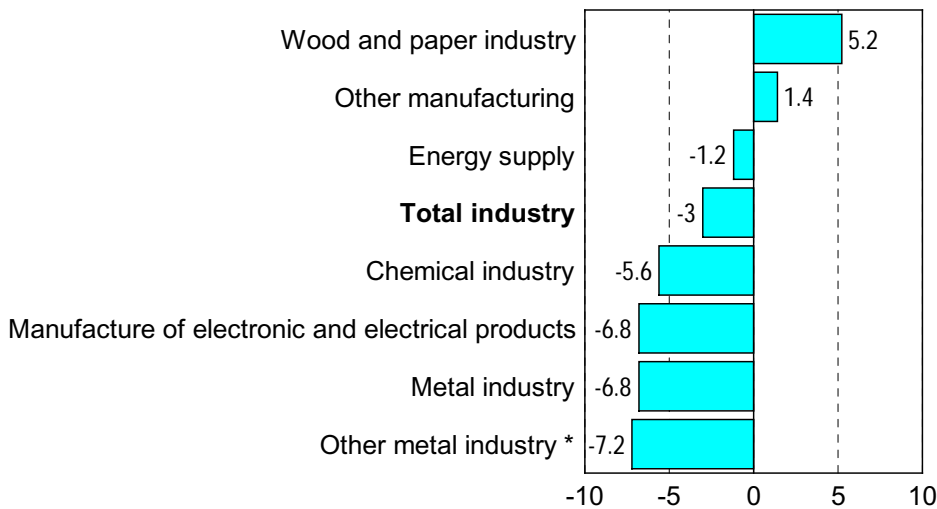
### Seasonally adjusted change from previous month in the volume of industrial output, %



## Industrial output fell in February by 3 per cent from the year before

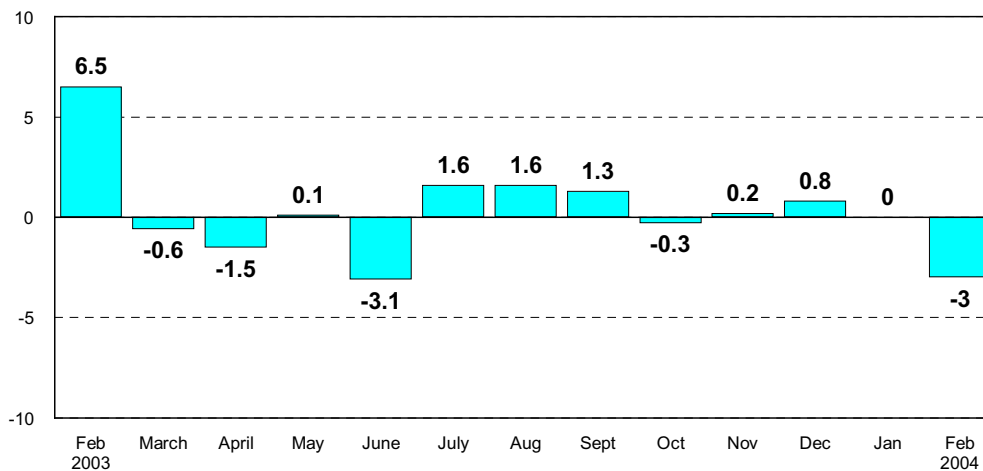
Seasonally adjusted industrial output was 3 per cent lower in February 2004 than in February 2003. Output decreased by most, good 7 per cent, in other metal industry. In the manufacture of electronic and electrical goods output declined by close on 7 per cent. Output in the chemical industry was just under 6 per cent lower than in last year's February. In the wood and paper industry, output continued strong growth at the rate of good 5 per cent. In other manufacturing, too, output increased by good one per cent in February.

## Seasonally adjusted change in the volume of industrial output 02/2003-02/2004, %



\*Metal industry excl. manufacture of electronic and electrical products

## Seasonally adjusted change in the volume of industrial output from the corresponding time period of the previous year, %



Capacity utilisation rate in manufacturing was almost 83 per cent in February, which is just short of one percentage point higher than in February 2003. In the pulp and paper industry capacity utilisation rate was 93 per cent, in the metal industry 84 per cent and in the chemical industry 77 per cent. Capacity utilisation rate in other manufacturing was good 76 per cent.

Revised data for February will be published on 30 April 2004 at 8 am in connection with the industrial output data for March. Because of the method used, seasonally adjusted figures for previous months may change even if the original figures do not become revised.

**Source: Volume Index of Industrial Output 2004, February. Statistics Finland**  
**StatFin statistical service at: [statfin.stat.fi](http://statfin.stat.fi)**