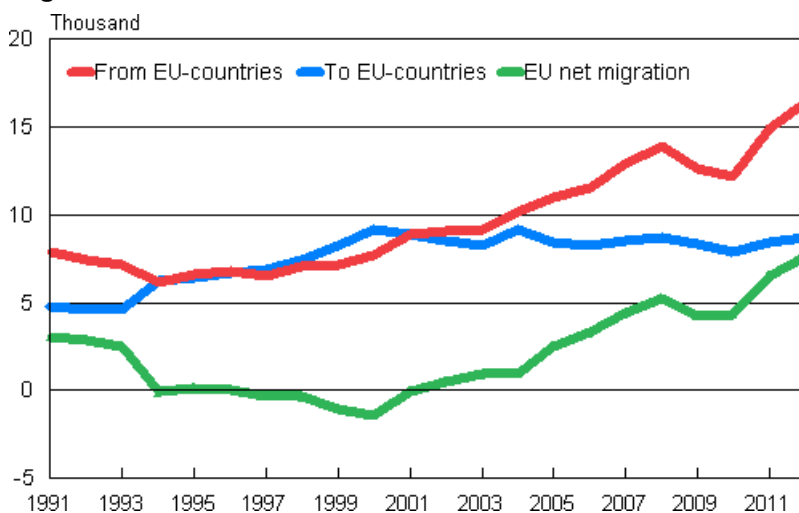


# Migration 2012

## Immigration clearly up on the previous year

According to Statistics Finland, 31,280 persons immigrated to Finland from foreign countries during 2012. The number is 1,800 higher than in the previous year and the highest during Finland's independence. Emigration from Finland also increased slightly and was 13,850 persons. During 2012, net immigration totalled 17,430 persons, which is 610 up on the year before. Net immigration by foreign citizens increased clearly, or by 2,030 persons.

### Migration between Finland and other EU countries 1991–2012



Last year, 16,340 persons immigrated to Finland from the EU countries. Immigration from the EU countries was 1,420 persons higher than in the previous year. Emigration from Finland to the EU countries increased by 290 persons, amounting to 8,710 persons. In 2012, Finland had a migration gain of 7,630 persons from the EU countries. Finland's migration gain from the EU countries was clearly up on the previous year.

The number of intermunicipal migrations was 275,970 in 2012, which is 390 less than in 2011. The number of migrations between regions was 125,630 and it fell by 860. Migration inside regions increased by 470. In 2012, intramunicipal migrations numbered 593,850, which is 5,470 fewer than in 2011.

When looking at migration inside the country, the region of Uusimaa had the largest and the region of Pirkanmaa the second largest migration gain. In Uusimaa, the gain amounted to 3,120 and in Pirkanmaa to 1,640 persons. Migration gain relative to the population in Mainland Finland was the largest in Pirkanmaa

where it was three per mille. Åland had a slightly higher migration gain relative to the population than Pirkanmaa. The region having suffered the largest population loss in migration inside the country was Lapland, where the migration loss was 830 persons. Kainuu had the largest relative migration loss of seven per mille. Relative migration loss was the second largest in Lapland. Fourteen regions suffered migration loss in intramunicipal migration.

No region suffered migration loss in migration between foreign countries. The number of regions with migration loss drops clearly when net international migration is taken into consideration. The sum of net immigration and net emigration was negative in only three regions.

### Internal migration and in- and out-migration 2000–2012

Year <sup>1)</sup>	Type of migration				
	Intermunicipal	Intramunicipal	Immigration	Emigration	Net migration
2000	238 729	548 995	16 895	14 311	2 584
2001	259 268	599 330	18 955	13 153	5 802
2002	251 694	582 576	18 113	12 891	5 222
2003	250 739	598 352	17 838	12 083	5 755
2004	260 179	604 472	20 333	13 656	6 677
2005	269 439	622 530	21 355	12 369	8 986
2006	266 990	598 576	22 451	12 107	10 344
2007	273 798	594 472	26 029	12 443	13 586
2008	263 792	566 281	29 114	13 657	15 457
2009	258 897	576 366	26 699	12 151	14 548
2010	265 929	573 756	25 636	11 905	13 731
2011	276 362	599 315	29 481	12 660	16 821
2012	275 967	593 846	31 278	13 845	17 433

1) The regional division in all years is the one valid on 1 January 2013.

# Contents

## *Tables*

### **Appendix tables**

Appendix table 1. Total net migration of urban regions and other municipalities in 2000–2012.....	4
---	---

## *Figures*

### **Appendix figures**

Appendix figure 1. Immigration, emigration and net immigration in 1971–2012.....	5
--	---

Appendix figure 2. Propensity for intermunicipal migration by age 1987–2012.....	5
--	---

Appendix figure 3. Excess of births, net immigration and increase of population in 1971–2012.....	6
---	---

Quality description, migration 2012.....	7
--	---

## Appendix tables

**Appendix table 1. Total net migration of urban regions and other municipalities in 2000–2012**

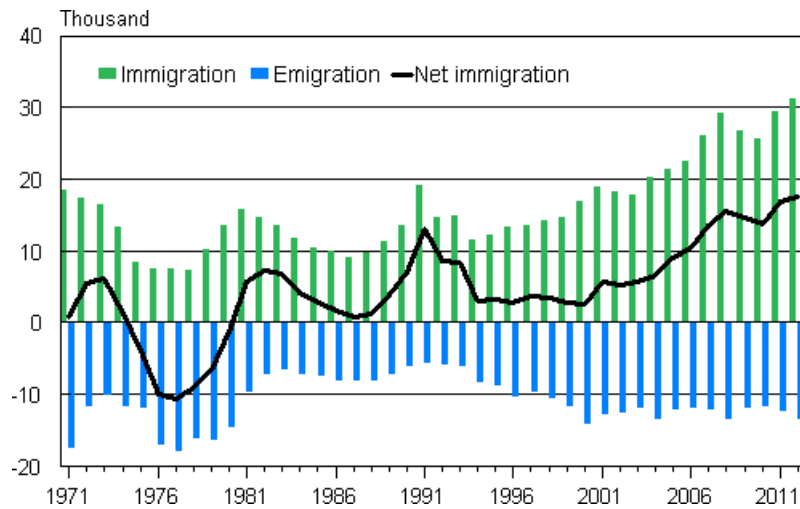
Year	Migration area <sup>1)</sup>		
	Whole Country	Urban regions <sup>2)</sup>	Other municipalities
2000	2 584	12 576	-9 992
2001	5 802	15 116	-9 314
2002	5 222	10 748	-5 526
2003	5 755	9 613	-3 858
2004	6 677	9 058	-2 381
2005	8 986	11 928	-2 942
2006	10 344	13 671	-3 327
2007	13 586	15 867	-2 281
2008	15 457	18 579	-3 122
2009	14 548	16 848	-2 300
2010	13 731	16 109	-2 378
2011	16 821	19 958	-3 137
2012	17 433	21 272	-3 839

1) Classification of the demographic statistics

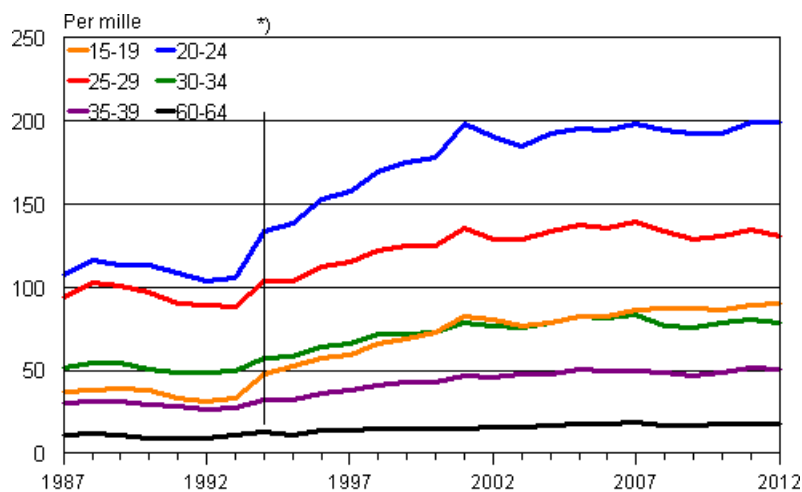
2) Urban municipalities and their satellite municipalities

## Appendix figures

**Appendix figure 1. Immigration, emigration and net immigration in 1971–2012**

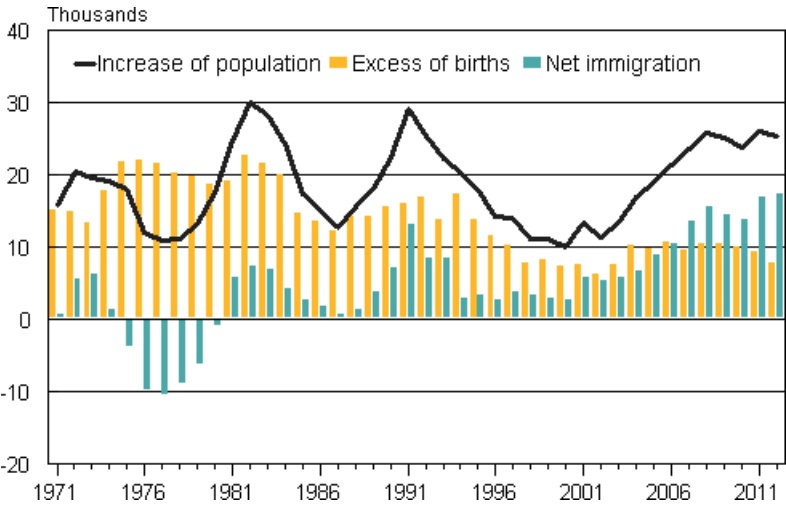


**Appendix figure 2. Propensity for intermunicipal migration by age 1987–2012**



\*) After the Act on the Municipality of Domicile (201/1994) taking effect students moving due to their studies have had the right to register themselves as permanent residents in the municipality in which they study.  
The regional division is 1.1.2013 in all years.

**Appendix figure 3. Excess of births, net immigration and increase of population in 1971–2012**



# Quality description, migration 2012

## 1. Relevance of statistical information

The main source used when producing Finnish population statistics is the Population Information System of the Population Register Centre. Changes in the data on the vital events of the resident population are updated into the Population Information System continuously by local population register authorities. From 1971 Statistics Finland has obtained population data from the Population Register Centre.

The last population registration was carried out in Finland on 1 January 1989. After that the Population Information System has been updated by notifications of changes. The data stored in the Population Information System are specified in the Population Information Act (11 June 1993/507).

Statistics Finland's function is to compile statistics on conditions in society (Statistics Finland Act of 24 January 1992/48). These also include demographic statistics. Statistics Finland's Rules of Procedure defines the Population Statistics unit as the producer of demographic statistics (Statistics Finland's Rules of Procedure, TK-00-1497-12).

In accordance with the Act on the Municipality of Domicile, the municipality of domicile and the place of residence of individuals are recorded in the Population Information System. The municipality in which a person lives or the one construed by the inhabitant as the municipality of domicile on the grounds of residence, family ties, livelihood or other equivalent circumstances, or to which the inhabitant has close links due to the aforementioned circumstances is deemed the municipality of domicile. (Act on the Municipality of Domicile, 201/1994.) The population registered in the Population Information System is divided into those present and those absent. Those present are permanent residents of Finland, either Finnish nationals or aliens. Those absent are Finnish nationals who when emigrating from the country have reported that they intend to be absent from Finland for more than one year, with the exception of Finnish nationals who are diplomats and those working in development co-operation (Act on the Municipality of Domicile, 201/1994.) Only changes in the population resident in Finland on 31 December are taken into account when compiling statistics on vital events. Persons moving to Finland from abroad are classified in the population statistics if the place of residence they have declared as their municipality of domicile is later confirmed as their place of residence.

### *Internal migration*

Those changing place of domicile are expected within one week of the move to report on the change of address, specifying all family members involved in the move. The notice is delivered to the register office of the new place of residence. The move is indicated as either a permanent or a temporary one, and once the register office receives the notice, the register office determines whether the nature of the move involves a permanent or temporary change of domicile. Since 1 June 1994, when the Act on the Municipality of Domicile (201/1994) came into effect, students moving due to their studies have had the right to register themselves as permanent residents in the municipality in which they study. If a person is placed for a long time in regular institutional or family care somewhere else as in his or her municipality of residence, his or her move could have been regarded as a permanent move since 2011 to the municipality where the activity unit of care is locating (1377/2010). Data on the change of dwelling and place of domicile are transferred in machine-language format to the Population Information System. The register office of the new place of residence sends the data on the new place of domicile to the register office of the former place of residence. (Population Data Act 507/1993 and amendment 202/1994; Act on the Municipality of Domicile 201/1994; Decree on the Municipality of Domicile 351/1994)

The effect of annexations has been taken into account in the statistics on the volume of migration in the years of 1987–2012. The effect of the change in the statistical period is illustrated below in connection with the description of the intra-municipal migration concept.

The propensity for internal migration, or the rate of internal migration, refers to the number of migrants per 1,000 of the mean population in the area of departure. The propensity for internal migration indicates the migrants per 1,000 of the mean population in the age group in question.

The coming into force of the Act on the Municipality of Domicile has increased with 10,000 moves the volume of intramunicipal migration yearly in 1994–2012.

### *Intramunicipal migration*

Statistics Finland receives information on the changes in place of residence that involve a permanent change of domicile. These changes in domicile are classified at Statistics Finland into intramunicipal moves and intermunicipal moves. Intramunicipal moves consist of moves from one dwelling to another within the same municipality, with moves from one building or house to another forming a separate sub-category. Intramunicipal statistics dating to 1986 and earlier cover only moves from one building or house to another within the same municipality.

Until 1993, the concept of intramunicipal migration consisted of moves from one household-dwelling unit to another within the same municipality. Since 1994, intramunicipal moves from institutional household-dwelling units to private household-dwelling units and vice versa have been included in the data. Moves from a situation where there is no permanent dwelling to private household-dwellings and vice versa have been classified as intramunicipal migration since 1994. This change in the concept has resulted in an increase of about 6 per cent in the intramunicipal migration data.

When the data for 1993 were produced, the statistical period was also changed from the period of 2 January to 1 January into 1 January to 31 December because of the corresponding change in the Population Information System. In the transition year the statistical period fell one day short of one year (the effect being 11,000 cases of intramunicipal migration and 4,500 cases of intermunicipal migration).

### *Immigration and emigration*

A Finnish citizen having entered the country must notify the register office if his/her intended stay in the country exceeds three months. The register office will update his/her data in the Population Information System (Act 661/2009). A foreign citizen may enter Finland provided he/she holds a required valid visa, residence permit or residence permit for an employed or self-employed person, unless he/she is an EU or EEA citizen or unless otherwise provided by an international agreement binding Finland (Aliens Act 301/2004). An EU or EEA citizen may stay in the country without a separate permit for three months, after which his/her stay in the country requires justifications and registration with the register office. An intend of living a year in the country is a prerequisite for EU or EEA citizens to become registered as permanent residents in Finland and besides one year's living in the country is required also before this intended living. After a citizen of the third countries have travelled to Finland his or her work or studies must last or he or she must have a job contract of almost two years before he or she can get right to the municipality of domicile in Finland. (399/2007) The register office enters the information about the domicile of a foreign citizen into the Population Information System if the person receives a municipality of domicile and a permanent place of residence in it in Finland as defined in the Act on the Municipality of Domicile (201/1994).

At a justified request, the information on a foreign citizen may also be entered after a short stay if he/she has, for example, a temporary place of residence in Finland as defined in the Act on the Municipality of Domicile and the entry is necessary for the realisation of rights related to employment or a similar circumstance (Act 661/2009). In statistics on population changes, a person's move into Finland from elsewhere is regarded as immigration only if a notation has been made into the Population Information System that he/she has received a permanent place of residence in Finland.

Persons emigrating from the country must submit a notice of change of address in the same way as persons who migrate within the country (Acts 661/2009, 201/1994). Persons who move to live abroad for more than one year are primarily regarded as emigrants. An exception to this are Finnish diplomats and persons working in development co-operation, etc. (Act on the Municipality of Domicile 201/1994). In accordance with an agreement between the Nordic countries, a period of residence of less than six months is not regarded as a move (Act on the Municipality of Domicile 201/1994, Decree and Treaty 96/2006).



When a person moves from one Nordic country to another, he/she must report his/her move to the local register authority of the country of entry, which will decide whether or not the person is registered as resident in the country of entry. The register authority of the country of entry informs the person concerned and the register authority of the country of exit about its decision. The date when the person has been entered into the local population register of the country of entry is recorded as the date of emigration in the population register of the country of exit (Act on the Municipality of Domicile 201/1994, Decree and International Treaty 96/2006).

## ***2. Methodological description of survey***

The main source used when producing Finnish population statistics is the Population Information System of the Population Information Centre. Local register office updates a Population Information System with information it gets from persons experiencing vital events and parishes of the Evangelical-Lutheran and Greek Orthodox churches. Hospitals send information of births and deaths in machine-language format to maintenance of Population Information System. The health care unit or the physician has to report the death to the Population Information System. Local courts take information of decisions of adoptions and divorces dealt in the court into the Population Information System. The Finnish Immigration Services decide mostly about the granting of Finnish citizenships (the Nationality Act 359/2003) and enters data about the decisions into the Population Information System. Statistics Finland receives the updated data on vital events in machine-language format on a weekly basis.

The deadline for delivering data to Statistics Finland on vital events in the statistical year is the end of January of the following year. The exception to this is the data on stillbirths, which were expected by the end of August. Data on population changes in statistical year delivered to Statistics Finland after this date are included in the data of the following year.

## ***3. Correctness and accuracy of data***

In general, the Population Information System of the Population Register Centre can be considered very exhaustive as regards persons. In order that a person obtains a personal identity code, he or she has to be registered in the Population Information System. It is practically impossible to live in Finland without a personal identity code. A personal identity code is needed so that one can work legally, open a bank account, have dealings with authorities and so on. It can be safely assumed that Finland cannot have any substantial numbers of 'moonlighters' who receive their pay in cash for periods of over one year, for example.

After abolishment of yearly checking of domicile registers (January 1) in 1989 the Population Information System has been maintained only by notifications of changes to population information. Their correctness is determined by a reliability survey made on the addresses in the Population Information System.

The Population Register Centre charges Statistics Finland with the task of conducting yearly a sample survey on correctness of address information. Around 11,000 people are asked whether their address in the Population Information System is correct. In the 2012 survey, the address was correct for 98.9 per cent of the respondents.

In connection with municipal elections, returned notifications of voting sent to foreigners usually reveal around 1,000 persons who have moved from the country without giving notice and are thus still included in the Finnish population. The local register office removes them from the resident population in the Population Information System before the following turn of the year.

## ***4. Timeliness and promptness of published data***

Final vital statistics are published yearly in April to May, except for those on stillbirths, which are released in September. Since 1999 the regional division used has been that of the first day of the following year. Thus the municipalities that unite on the first day of the new year are already combined in the statistics of the previous year. Information on the vital statistics of the united municipalities before the unification is available from 2003 onwards.

Preliminary statistics of population changes by municipality is released quarterly always at the end of the month following the previous quarter. Summary data of monthly population changes an population is released every month three weeks after the end the month. Preliminary population statistics by municipality are available by month. Monthly statistics of population changes is chargeable statistics and it is released monthly.

## ***5. Accessibility and transparency/clarity of data***

Basic population data are available in electronic form by municipality or with larger regional divisions than municipality in Statistics Finland's free Statistical Database 'StatFin' on the internet.

[http://tilastokeskus.fi/tup/tilastotietokannat/index\\_en.html](http://tilastokeskus.fi/tup/tilastotietokannat/index_en.html)

The chargeable information service contains more specified information about the population by sub-area of municipality, for example.

## ***6. Comparability of statistics***

Comparable regional vital statistics series are available free from 1987. The tables always indicate which regional division is used.

Vital statistics data on the numbers of births, deaths and marriages contracted are available from 1749 onwards. From 1773 there are data about mothers having given birth by five-year age group and from 1936 about all children born by age of mother. After the statistical revision of 1877 collection of data on deaths was started by one-year age group, which made it possible to begin calculation of accurate mortality and lifetime tables from the 1880s onwards. On account of this statistical revision, annual collection of data on migration and divorces was also started.

Compilation of statistics on immigrants based on lists of passports began in 1900 and continued until 1984. From 1945 there are data on the total volume of migration between Finland and foreign countries derived from statistical materials of other countries. The migration statistics between the Nordic Countries improved in 1969, when the so-called Inter-Nordic Migration Form was introduced. Production of statistics on migration outside the Nordic Countries improved further in 1985, when the obligation to notify was extended to emigrants.

The population time series in the free "StatFin" online service begin from the year 1980 or 1987. Vital statistics time series for the whole country is available from 1749.

## ***7. Coherence and consistency/uniformity***

Statistics Finland's other statistics use the data of demographic statistics as basic information on population. Consequently, Statistics Finland's other statistics correspond to demographic statistics.

### Inquiries

Matti Saari 09 1734 3401

Director in charge:

Riitta Harala

[vaesto.tilasto@stat.fi](mailto:vaesto.tilasto@stat.fi)

[www.stat.fi](http://www.stat.fi)

Source: Population and Cause of Death Statistics. Statistics Finland